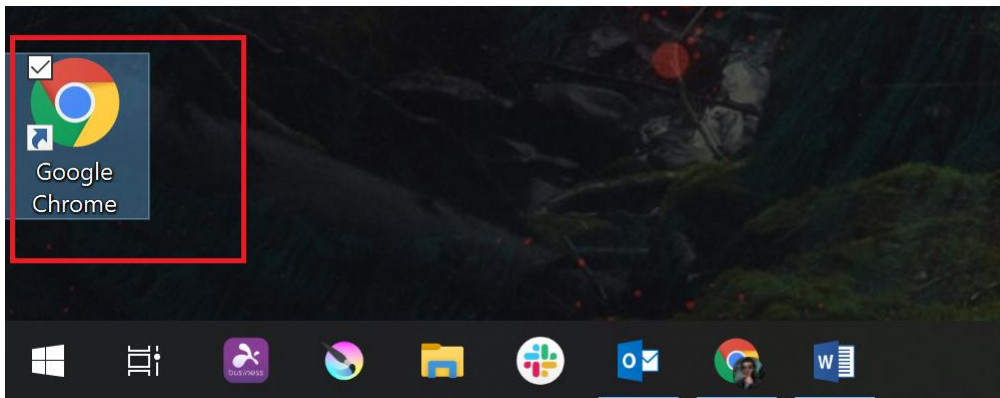


Instructions for Logging in to Google Classrooms

All students have access to Google Classrooms through the Education Department of Victoria. Below are instructions on how to access them. Teachers will be using Google Classrooms regularly **from week 3** to communicate with students, set assignments, set timetables and encouraging students to share work. It will work on any device with the Internet. **You will need your Google Student Login Card from your book pack.**

Open Google Chrome (or your choice of browser)



Go to **Google.com**



Top right-hand corner, click on Sign In



Google

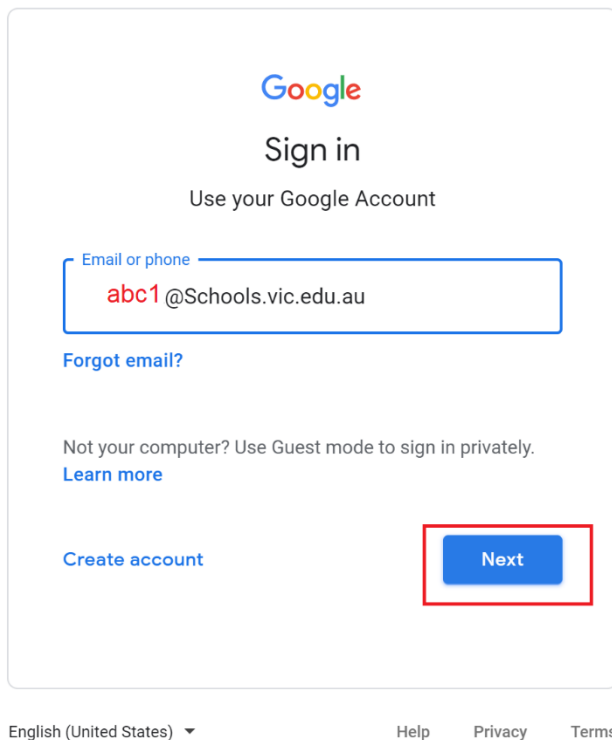


Google Search

I'm Feeling Lucky

[Get more information about the coronavirus](#)

Replace abc1 with the username on your card, then type @schools.vic.edu.au and click **Next**



The image shows a Google sign-in page. At the top is the Google logo, followed by the text "Sign in" and "Use your Google Account". Below this is a text input field labeled "Email or phone" containing the text "abc1@Schools.vic.edu.au". To the left of the input field is a link "Forgot email?". Below the input field is the text "Not your computer? Use Guest mode to sign in privately." with a link "Learn more". At the bottom left is a link "Create account". At the bottom right is a blue button labeled "Next" which is highlighted with a red rectangular border. At the very bottom of the page are links for "English (United States)", "Help", "Privacy", and "Terms".

Put in the same username from above, and use the password provided. (The password will be something like Animal.1234)



The image shows the eduPass login page. At the top is a blue header with the "State Government Victoria" logo, the text "Department of Education & Training", and the "eduPass" logo. Below the header is a "Security" section with a link "(show explanation)". There are two radio buttons: "This is a public or shared computer" (selected) and "This is a private computer". Below this are two text input fields: "User ID:" containing "abcd1" and "Password:" containing ".....". To the right of the password field are two links: "Reset Forgotten Password" and "Log in". At the bottom of the page are links for "Copyright", "Disclaimer", and "Privacy".

Click Accept



Welcome to your new account

Welcome to your new account: aabd4l@schools.vic.edu.au. Your account is compatible with many [Google services](#), but your schools.vic.edu.au administrator decides which services you may access using your account. For tips about using your new account, visit the [Google Help Center](#).

When you use Google services, your domain administrator will have access to your aabd4l@schools.vic.edu.au account information, including any data you store with this account in Google services. You can learn more [here](#), or by consulting your organization's privacy policy, if one exists. You can choose to maintain a separate account for your personal use of any Google services, including email. If you have multiple Google accounts, you can [manage which account you use](#) with Google services and [switch between them](#) whenever you choose. Your username and profile picture can help you ensure that you're using the intended account.

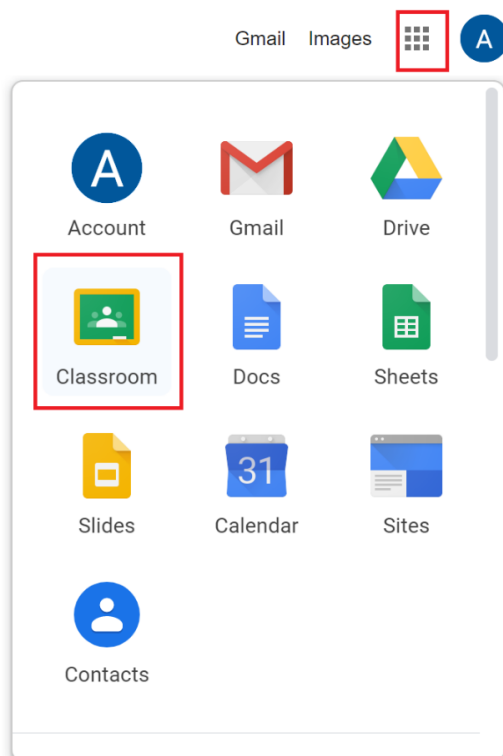
If your organization provides you access to the G Suite [core services](#), your use of those services is governed by your organization's G Suite agreement. Any other Google services your administrator enables ("Additional Services") are available to you under the [Google Terms of Service](#) and the [Google Privacy Policy](#). Certain Additional Services may also have [service-specific terms](#). Your use of any services your administrator allows you to access constitutes acceptance of applicable service-specific terms.

Click "Accept" below to indicate that you understand this description of how your aabd4l@schools.vic.edu.au account works and agree to the [Google Terms of Service](#) and the [Google Privacy Policy](#).

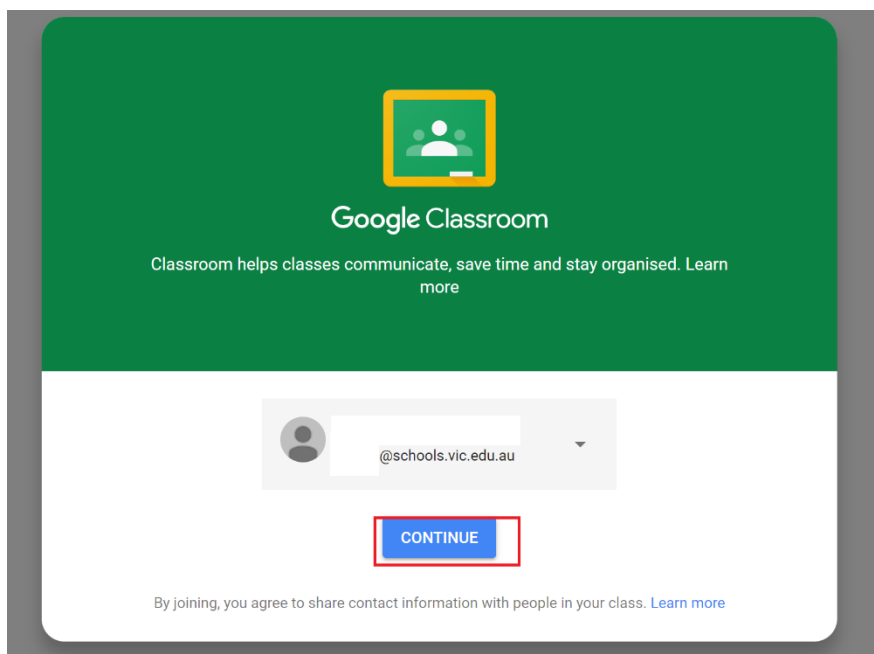
Accept

The browser will go back to Goolge.com

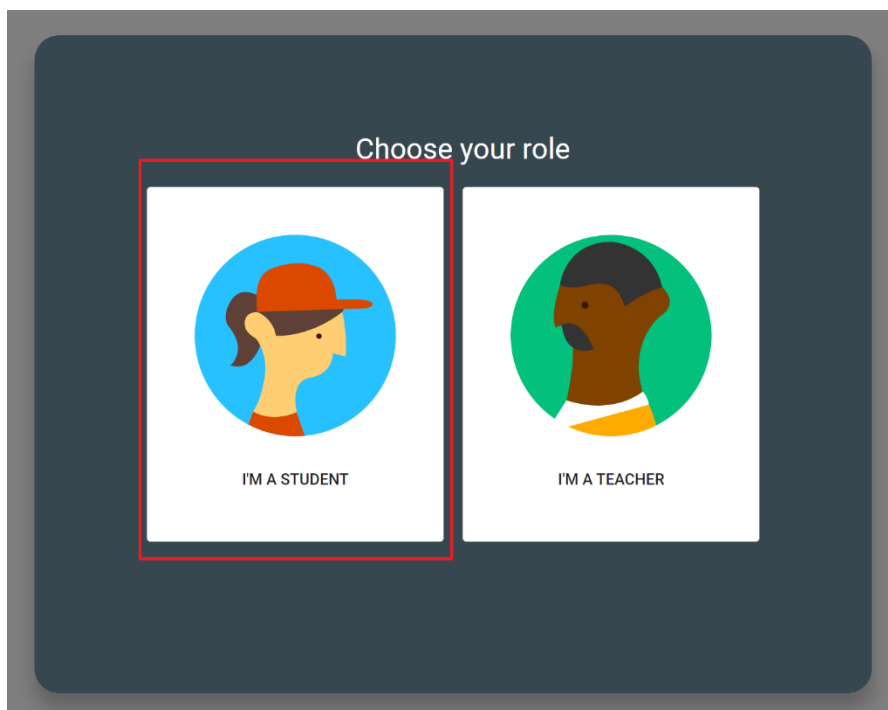
Now in the top right corner click on the **square** of dots and Select **Classroom**.



Select Continue



Select "I'm a Student"



Bookmark the website and you have successfully logged into Google Classroom!

Check in for posts, assignments and links from your teachers. You can communicate with your teachers through Google Classrooms.

You can also download the free app and login to make it easy to login on other devices.